


Online Analysis System



Type 8905 can be combined with...



Type MSxx
Analysis
sensor cube



Type ME2X
System Connect
modules



Type MZ20
Cleaning System



Type MZ15
Manual calibration
and cleaning module



Type 8920
Communicator

- For analysis applications for drinking water and fresh water in industrial processes
- Modular sensor and electronic system:
 - up to 6 measurements in one housing
 - up to 30 analysis sensor cubes in one büS system
- Prepared for fielfbus connectivity, remote operation and remote maintenance
- MEMS technologies allows minimal footprint and minimum sample water demand

Type 8905 Online Analysis System is a compact and modular system for monitoring all important water parameters on one platform. The Type 8905 is a multichannel multifunction unit for the Bürkert sensor cubes and electronic modules from the EDIP platform. The efficient device integration platform (EDIP) allows the high flexibility by using modularity in the hardware as well as in the software of the system.

The 8905 is the device for continuous analysis of the most important water parameters:

- pH
- chlorine/chlorine dioxide
- conductivity
- ORP
- turbidity
- temperature

This modularity allows the measuring system to be assembled according to customer requirements and enables simple installation/configuration, operation and maintenance.

For maintenance, sensors can be removed without tools, while the remaining sensors continue to measure. The sensors are operated via an integrated 7" touch display or Bürkert Communicator. In addition to the display and storage of analysis parameters, further features such as


- Programming of simple control algorithms using f(x)
- Interventions in the process via analog and digital inputs and outputs
- Performing sensor calibrations can be done.

Type 8905 is available as a compact system in one housing. Please contact your Bürkert sales center for custom system configurations.

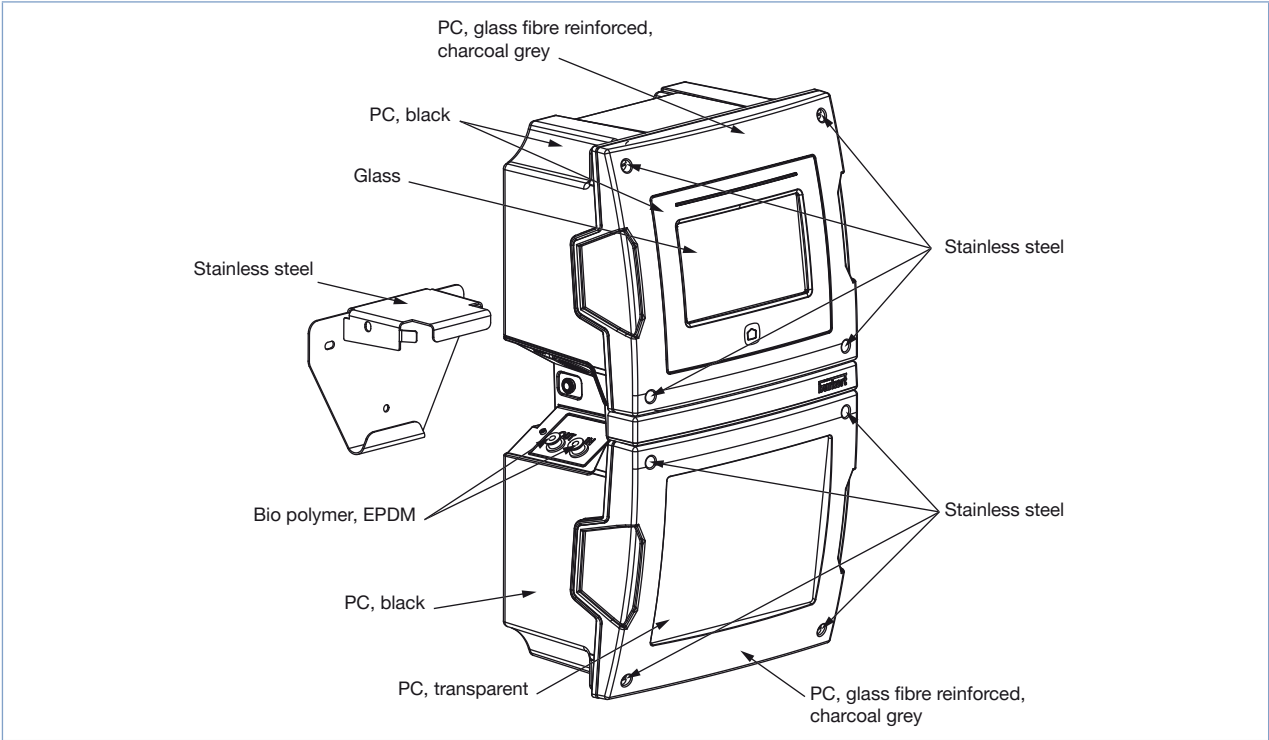
General data	
Mounting	Wall mount unit, clicksystem with wall-mounting bracket
Materials	
Casings	PC (black, UV stabilized, UL94 V0)
Cover	
of the electronic module casing	PC (glass fibre reinforced, UV stabilized, UL94 V0, charcoal grey); PC (black, UV stabilized, UL94 V0); Glass
of the sensor cube casing	PC (glass fibre reinforced, UV stabilized, UL94 V0, charcoal grey); PC (transparent)
Studs / Cable entry plate	Stainless steel / Elastomer
Fluid connection	Biopolymer (EPDM seals)
Wall-mounting bracket	Stainless steel
Self-adhesive bumpers	Polyurethane
Display	780 x 460 pixels resolution Capacitive 7" Touchscreen; backlight
Data logger	Integrated Micro SD, 2 GB; adjustable logging interval; external reading via USB or LAN port
Sensor cubes	Max. 6 internal sensor cubes; max. connection of 30 external sensor-cubes via büS max. büS length 100 m (without T connections)
Type of medium	Water without particles: drinking water, industrial water
pH value* / Conductivity**	pH 4...pH 9 / > 50 µS/cm
Sample water temperature	+3...+40 °C (+37...+104 °F)
Sample water pressure	Refer to the data sheet of all the used sensor-cubes and apply the most restrictive value given
Sample water flow range	> sum of the min. flow quantity of each installed cube (e.g.: 1 chlorine sensor cube, 1 pH sensor cube, 1 ORP sensor cube, flow rate > 6 + 6 + 6 = 18 l/h)
Weight	approx. 8 kg (if equipped with 1 x 100...240 V AC power supply module + 1 x HMIU module + 5 sensor cubes), up to 12 kg (if totally equipped)

* when a chlorine sensor cube is present within the system: pH value is restricted to pH 5...pH 9

** only when a chlorine sensor cube is present within the system

Electrical data	
Operating voltage ("SUPPLY")	•100...240 V AC 50/60 Hz current consumption at 100 V AC: 0,8 A current consumption at 240 V AC: 0,8 A Integrated protective fuse: a slow blow 2 A fuse. The fuse cannot be replaced and is integrated in the power supply. or •20...30 V DC, ±10 % tolerance, filtered and regulated, connection to main supply: permanent (through external SELV and LPS power supply)
Power consumption (DC)	Max. 96 VA
Environment	
Ambient temperature	
Operation	0...+40 °C (-4...+104 °F)
Storage	-20...+70 °C (-4...+140 °F) (without sensor cube)
Relative humidity	<95 %, without condensation
Height above sea level	Max. 2000 m
Operating condition	Continuous
Equipment mobility	Fixed
Use	Indoor
Pollution degree	Degree 2, according to UL/EN 61010-1 with closed and tight casings
Installation category of a system	
With an AC switched-mode power supply	Category II, according to UL/EN 61010-1
With a direct DC power supply	Category I, according to UL/EN 61010-1
Standards, directives and certifications	
Protection class (acc. to IEC/ EN 60529)	IP65 with closed and tight casings
Standard and directives 	The applied standards, which verify conformity with the EU Directives, can be found on the EU Type Examination Certificate and/or the EU Declaration of conformity (if applicable)

Materials view



Construction

Electronic module casing

The main parts of the electronic module casing are described in the opposite drawing.

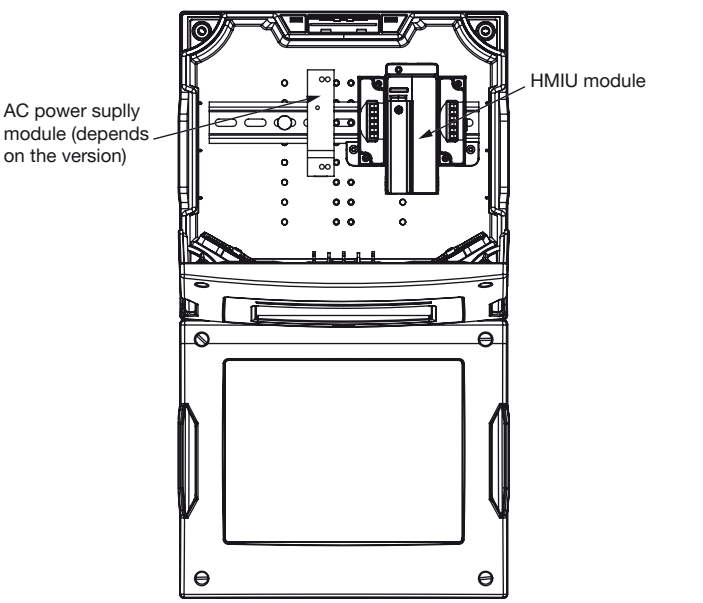
The device is always equipped with the following electronic modules:

- HMIU (Human Machine Interface Unit) incl. USB slot and Ethernet
- 7" touchscreen incl. USB slot
- Option: PSU mains supply 100...240 V AC
- 2 x bÜS connector

There are 7 slots (5 Slots with Option PSU) integrated for future modules:

- WiFi/UMTS communication module
- Input/output modules
- Fieldbus connection modules

Depending on the configuration of the device and for a complete description and for the technical data related to the electronic modules, refer to the data sheets of each electronic modules.



Sensor cube casing

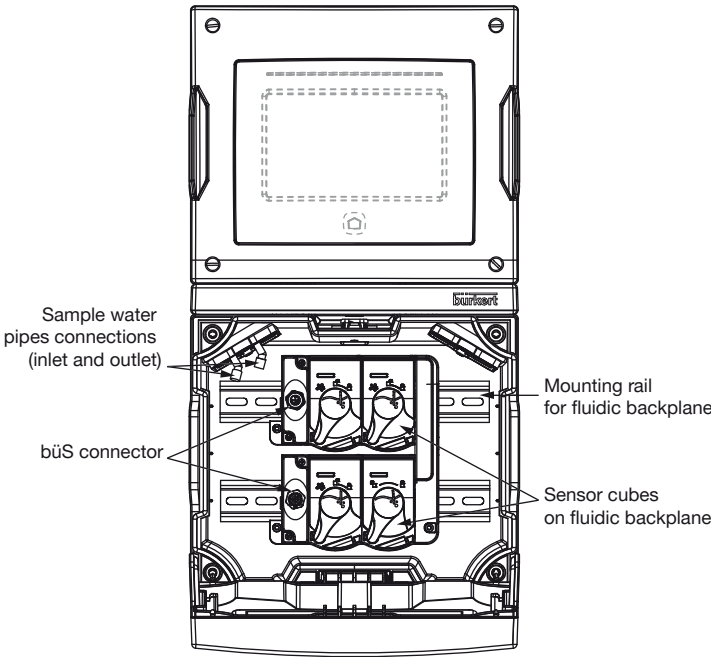
The main parts of the sensor cube casing are described in the opposite drawing.

The device can contain one to six sensor cubes.








Depending on the configuration of the device and for a complete description and for the technical data related to the sensor cubes, refer to the data sheets of each sensor cube.

- pH sensor cube, Type MS01
- Chlorine sensor cube, Type MS02
- Conductivity sensor cube, Type MS03
- ORP sensor cube, Type MS04
- Turbidity sensor cube, Type MS05

More info.
More info.
More info.
More info.
More info.



Logo marked on the pushbutton:

Logo				 	 
Measured physical value	pH and temperature	redox potential	Conductivity and temperature	Turbidity (ISO and EPA)	Chlorine, chlorine di-oxide and temperature

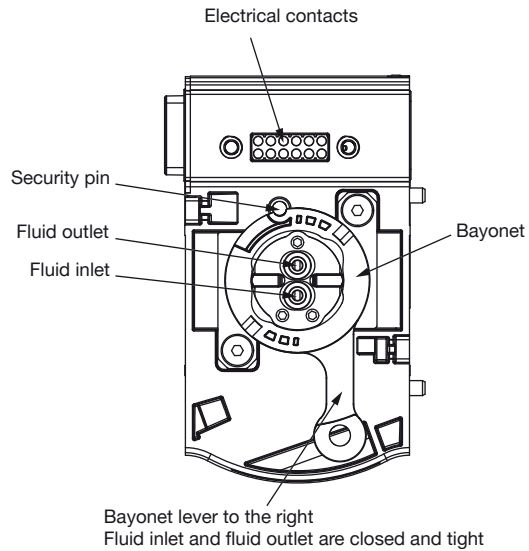
Additional modules

Mechanical interfaces of the sensor cubes

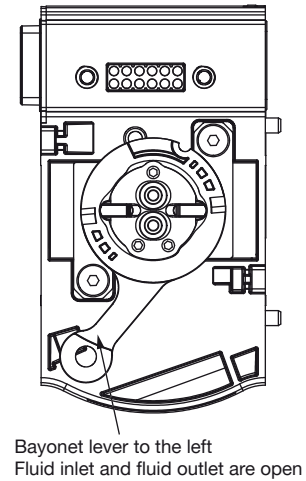
All the fluidic backplanes for the sensor cubes have the same design. Thus any sensor cube can be plugged on any mechanical interface. The backplanes are connected to each other and feed the sensor cubes parallel with the power supply and the sample water and provide the serial bÜS connection.

Position of the lever

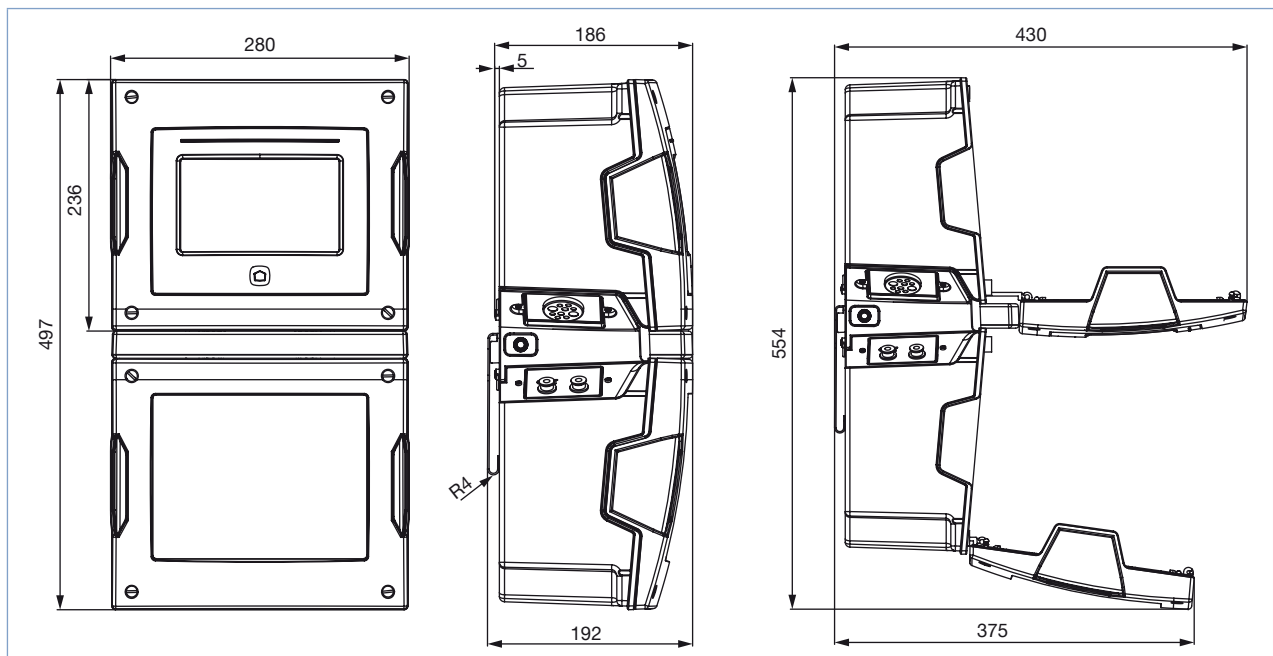
if no sensor cube is plugged in



if a sensor cube is plugged in




Dimensions [mm]



Ordering chart for Online Analysis System Type 8905

Description	Operating voltage	Equipment					PSU: incl. 100...240 V AC mains power	Article no.
		MS01 sensor cube, pH	MS02 sensor cube, Chlorine	MS03 sensor cube, Conduc- tivity	MS04 sensor cube, ORP	MS05 sensor cube, Turbid- ity		
Online Analysis System - pH, Conductivity, Turbidity	24 V DC	1	-	1	-	1	-	566090
	100...240 V AC	1	-	1	-	1	1	566091
Online Analysis System - pH, Chlorine, Turbidity	24 V DC	1	1	-	-	1	-	566092
	100...240 V AC	1	1	-	-	1	1	566093
Online Analysis System - pH, ORP, Conductivity, Tur- bidity	24 V DC	1	-	1	1	1	-	566094
	100...240 V AC	1	-	1	1	1	1	566095
Online Analysis System - pH, Chlorine, ORP, Turbidity	24 V DC	1	1	-	1	1	-	566096
	100...240 V AC	1	1	-	1	1	1	566097
Online Analysis System - pH, Chlorine, Conductivity, ORP, Turbidity	24 V DC	1	1	1	1	1	-	566098
	100...240 V AC	1	1	1	1	1	1	566099

Ordering chart for accessories for Type 8905

Description	Article no.
Sample water pipe 4/6 mm, 5 m	567793
Sample water pipe 4/6 mm, 10 m	567701
Sample water pipe 4/6 mm, 25 m	567794
Strainer 100 µm	772703
Pressure reducer	772437
Cleaning system, 2 solutions	567124
Set including the wall-mounting bracket with four self-adhesive bumpers	566363
Set with a pressure reducer (including a 100 µm strainer, a sampling point and two G 1/4" connections), a wall-mounting bracket with nut (for the pressure reducer), a pressure gauge (for the pressure reducer) and two quick-connect couplings	566319
 USB-büS-Interface (see drawing below)	772426

USB-büS-Interface

CD - Communicator (30-day license without registration, update and licensing over Bürkert home page) 		Quick-Start
Cable with 5 pin M12 plug, mini USB and circular plug- in connectors for power supply		Power supply 100...240 V AC/ 24 V DC 1 A
büS Stick - (Adaptor USB - büS/CANopen)		Adaptors for power supply worldwide use
5 pin M12 male connector wired on free end cable		büS terminating resistor on büS Y-splitter



powered by
EDIP

To find your nearest Bürkert facility, click on the orange box →

www.burkert.com

In case of special application conditions,
please consult for advice.

Subject to alteration.
© Christian Bürkert GmbH & Co. KG

1810/6_EU-en_00895268